



VAGMINE TECHNOLOGIES

(An ISO 9001:2015 Certified Company)




BIOLOGY CATALOG

Make Your Education Easy

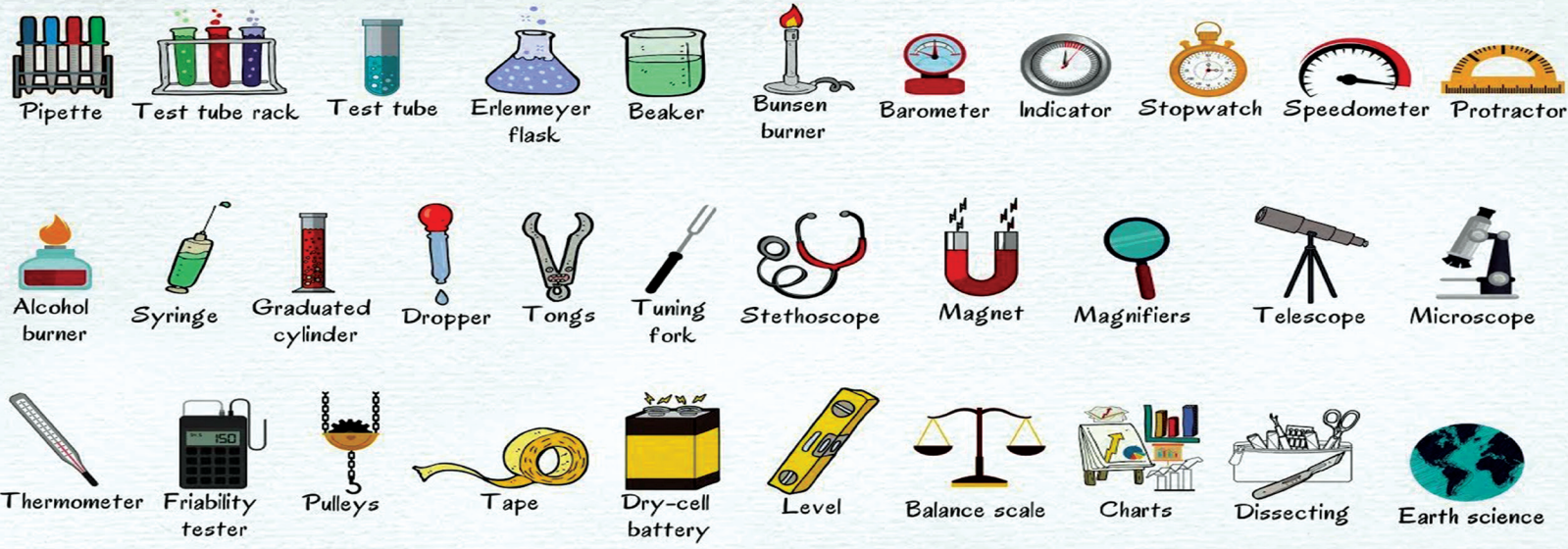
PHYSICS




BIOLOGY



SCIENCE LAB

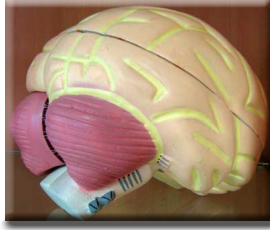


Homemade Inventor's Box





Dissection Animals In Jars



Anatomy-Human-Brain



Anatomy-Human-Ear



Anatomy-Human-Eye



Conical Flask



Anatomy-Human-Heart



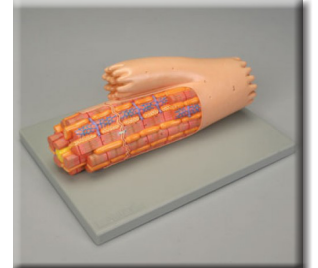
Anatomy-Human-Kidney



Anatomy-Human-Lungs



Botany Specimen



Cardiac Muscle Fibre Kit



CPR Training Manikin Advance Kit



DNA Model Kit



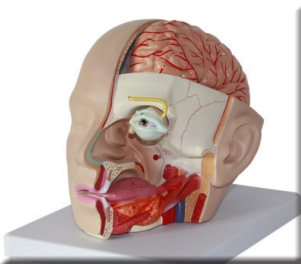
Eyeball Anatomy Model



Fish Anatomy Model



Microscope



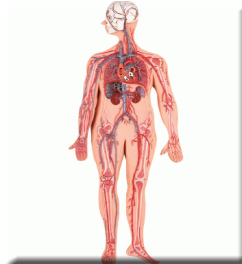
Head, Brain and Eye Model



Human Anatomy



Human Respiratory System Model



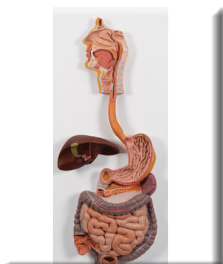
Human Circulatory System Model



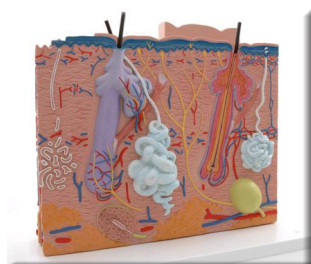
Human Skeleton



Surgical Scalpels



Human Digestive System Model



Human Skin Model



Magnifying Lens



Petry Dish



Pumping Heart Model

Sr. No.	Items
VBI 001	BONE CUTTER 6" , Stainless Steel
VBI 002	CAMERA LUCIDA 1- Prism Type in Velvet Box 2- Mirror Type in Velvet Box
VBI 003	CAVITY PLATE (Porcelain) 1- 6 Cavity 2- 12 Cavity
VBI 004	CAVITY SLIDE (Single Cavity), Glass (Pack of 10)
VBIN 03	CHART STORAGE STAND (METALLIC) 24 Charts Capacity
VBI 005	COVER SLIP, (Pk. of 10gm) 1- 18mm, Square 2- 18mm, Round
VBIN05	DARWIN POTOMETER, Borosilicate Glass
VBIN 06	DISSECTION ANIMALS (PRESERVED) Rates per 100 or otherwise Mentioned 1- Amphioxus 2- Anabus 3- Aplysia 4- Ascaris 5- Sycon 6- Cockroach 7- Clarius 8- Earthworm 9- Flat Fish 10- Grasshopper 11- House Fly 12- Labeo Rohita Fish 13- Leech 14- Neries 15- Octopus 16- Pila 17- Prawn (4"-5") 18- Prawn (5"-8") 19- Sea Anemone 20- Scoliodon (11"-13") 21- Scoliodon (15"-18") 22- Scoliodon (18"-24") 23- Sepia 24- Unio
VBI 006/A	DISSECTING TRAY Without Wax, Size 10"x12" 1- G.I. Sheet 2- Stainless Steel
VBI 006/B	DISSECTING TRAY With Wax, Size 10"x12" 1- G.I. Sheet 2- Stainless Steel
VBI 007	DISSECTION BOX (17 instrument) 1- Popular Make, Ordinary 2- Rohit Make, Superior Quality 3- Surgeon Make, Deluxe Quality
VBI 008	DISSECTING NEEDLE 1- Plastic Handle 2- Stainless Steel
VBI 009	DOUBLE DEMONSTRATION EYE PIECE (In Velvet Box)
VBIN 07	ENAMEL TRAY 1- 6"x4" 2- 8"x10" 3- 10"x12" 4- 12"x18" 5- 24"x18"
VBIN10	FARMER POTOMETER

Sr. No.	Items
VBI 010/A	FORCEPS (Stainless) Blunt/Pointed 1- 5" 2- 6" 3- 8" 4- 10" 5- 12"
VBI010/B	FORCEPS POINTED 4", Superior Quality
VBI 011	GANONG'S LIGHT SCREEN
VBI 012	GANONG'S POTOMETER (Borosilicate Glass)
VBIN15	GANONG'S RESPIROMETER, B.G. (With Stand)
VBIN20	GREEN BOARD (For Classroom Teaching), Chalk Board 1- Size 4 Ft. x 3 Ft. 2- Size 6 Ft. x 4 Ft. 3- Size 8 Ft. x 4 Ft. NOTE: White Boards are also available at above prices.
VBI 013	HUMAN SKELETON, Full size (Fibre) 1- Routine Quality 2- Superior Quality 3- Imported with stand (Medical Grade)
VBI 014	HUMAN SKELETON STAND (Metallic)
VBI 015	HUMAN SKELETON IN ACRYLIC SHOWCASE 1- Human Skeleton (MINI), on stand 2- Human Skeleton with stand medium size approx. 27"
VBI 017	KLINOSTAT

MICROSCOPES

Sr. No.	Particulars
VBI018	COMPOUND MICROSCOPE (STUDENT) Two eyepiece 10x, 15x & two objectives 10x, with fixed condenser 1- LABTOP Make, Superior Optics (In Wooden Box) 2- LABTOP Make, Routine Optics (In Thermocole Box) 3- MICRON Make, Model KG-2, ISI Marked' (In Wooden Box)
VBI 023	JUNIOR MEDICAL MICROSCOPE Moveable condenser with two eyepiece 10x, 45x, & two objective 10x, 45x in wooden box 1- Junior Medical Microscope 2- Junior Medical Microscope 'Micon' (Model KG-5A)
VBI 025	MEDICAL MICROSCOPE (In Wooden Box) Two eyepiece 10x, 15x & three objectives 10x, 45x & 100x oil immersion with Mechanical Stage 1- Medical Microscope 2- Medical Microscope 'Micon' (Model KG-5A)
VBI026	MICROSCOPE BINOCULAR with halogen lamp Two paired eyepiece, with four objectives 4x, 10x, 45x, 100x oil imm. & with mechanical Stage, with halogen lamp. 1- Routine Quality 2- Model BONI CXL 3- Model BONI Mini 4- Model BMC 220

Sr. No.	Particulars
VBI 019/A	STEREO MICROSCOPE 1- Simple Model, one objective 2x, two eyepiece 10x or 15x 2- Superior Model, two objective 2x, 4x, two eyepiece 10x or 15x 3- Deluxe Model, Built, in illumination & two objective & eyepieces 4- Stereo Zoom Microscope (Imported)
VBI TRINO	TRINOCULAR MICROSCOPE 1- Trino-CXL (Make: Micron) 2- Trino-KG7A (Make: Micron) 3- TMC-220 (Make: Micron)
VBI CAM	CAMERA EYEPIECE FOR MICROSCOPE (Connects to Computers via USB) 1- 0.35 Mega Pixel 2- 1.3 Mega Pixel 3- 3 Mega Pixel
VBI 033	DISSECTING MICROSCOPE (In Wooden box) 1- Bakelite Parts, Routine Quality (In Thermocole Box) 2- Brass Parts, Superior Quality (In Thermocole Box) 3- Brass Parts, Superior Quality (In Wooden Box) 4- Entomology Dissecting Microscope with BULL's Lens
VBI 029	MECHANICAL STAGE FOR MICROSCOPE (BRASS) 1- Light pattern 2- Heavy pattern
VBI 030	MICROSCOPE EYEPIECE (10x or 15x) any one
VBI 031	MICROSCOPE OBJECTIVE (Superior) 1- 10x 2- 45x 3- 100x
VBI 029	MICROSCOPE LAMP, Sub Stage Pin Type 1- Microscope Light, Pin type with rechargeable LED Light
VBI 032	REFLECTOR MICROSCOPE (Mirror) with arc 1- Stage Clip (Set of 2) 2- Sub Stage Condenser with Diaphragm (Superior)
VBI 034	MICROTOME (In Wooden Box) 1- ERMA Type 2- SPENCER Type 3- HAND & TABLE MICROTOME with table clamping device 4- ROCKING MICROTOME (Cambridge Type)
VBI 035	MICROMETER EYEPIECE
VBI 036	PASTURE PIPETTE Per Dozen)
VBI 037	PROJECTION MICROSCOPE With 6" Dome in wooden box. (Superior Quality) 1- Senior Projection Microscope (Square dome with provision of wall projection, screen Dia 6")
VBI 038	OCULAR MICROMETER (Imported)

Sr. No.	Particulars
VBI 039	OVERHEAD PROJECTOR (Twin Lamp Facility) 1- 250watt, 24volt Halogen Lamp 2- 150watt, 24volt Halogen Lamp (Routine Quality) 3- 250watt, 24volt Halogen Lamp (DELUXE Quality) 4- 250watt, A4 Size All ABS Body (Superior)
VBI 040	O.H.P. TRANSPARENCIES (Various Topics) 1- Coloured (Superior) Export Quality 2- Coloured (Ordinary)
VBIN 26	KUHNE'S FERMENTATION VESSEL
VBI 018	LENS CLEANING TISSUE (Paper Book of 100)
VBI 041	PERCHMENT PAPER (BOOK of 100 Lvs)
VBI 042	PLAIN SLIDE, Size 75x25mm Glass, Thickness 1.35 (PK of Lvs)
VBI 043	POINTER EYEPIECE, 10x
VBIN 24	PHOTOSYNTHESIS APPARATUS (Mohl's Apparatus)
VBIN 27	RESPIROSCOPE (Borosilicate Glass)
VBI 047	SCALPEL (Stainless Steel)
VBI 048	SCISSOR (Stainless Steel) 1- 4" Pointed 2- 5" Blunt
VBIN 29	SECHI DISC
VBI 049	STAGE MICROMETER (Superior) Erma Japan
VBIN30	T/A APPARATUS, (Transpiration & Absorption App.) B.G.
VBI 050	WILLMOTH BUBBLER
VBI 051	WATCH GLASS (Superior Quality), Supplied Per Dozen 1- Dia 2" 2- Dia 2.5" 3- Dia 3" 4- Dia 4" 5- Dia 5" 6- Dia 6"
VBI 052	MODEL FIBER GLASS 1- Amoeba on Board 10" X 15" 2- Animal Cell / Plant Cell on Board 10"x15" (Any One) 3- DAN / RAN, on Board 10"x 15" (Any One) 4- DAN / RAN, on Board 16"x 24"(Any One) 5- Mitosis / Meiosis, on Board 10"x15" (Any One) 6- Mitosis / Meiosis, on Board 16"x24" (Any One) 7- Flower on Board 10"x15" 8- Human Body on Board 10"x15" 9- Human Brain (2 Parts Dissectible) 10- Human Brain on Base (4 Parts Dissectible) 11- Human Circulatory Systems on Board 10"x24" 12- Human Digestive System on Board 10"x24" 13- Human Ear on base 14- Human Eye on stand 15- Giant Human Eye (6" Dia. & 5 times Enlarged Model) 16- Human Excretory System on Board 10"x15" 17- Human Heart on stand (2 Parts Dissectible)

Sr. No.	Particulars
VBI 052	MODEL FIBER GLASS 18- Jumbo Human Heart on Base (4 parts Dissectible) 19- Human Kidney on Board 10"x15" 20- Human Kidney on Stand (2 parts Dissectible) 21- Human Lungs 22- Human Nervous System on Board 10"x24" 23- Human Respiratory System on Board 10"x24" 24- Human Reproductive System Male/ Female, on Board 10" x15" 25- Human Skin on Board 10"x15" 26- Human Teeth on Board 10"x15" 27- Human Torso Full Size(Superior) 28- Human Torso 23 parts full size (Export Quality) 29- Human Torso Small Size 30- Flower on Stand (Superior) 31- Teeth (imported) 32- Human Nose 33- Human Liver 34- Human Tongue 35- Human Stomach 36- Human Spinal Cord 37- HYDRA Model 38- Paramecium Model 39- Euglena Model 40- Frog Anatomy Model 41- Fish Anatomy Model
VBI 052	42- Monocot Stem/ Root/ Leaf (any one) 43- Dicot Stem/ Root/ Leaf (any one) 44- Chloroplast Model 45- Mitochondria Model 46- Cockroach Dissected Model 47- Earthworm Dissected Model 48- Pitcher Plant (Nepenthes) Model 49- Dental Care Model with tooth brush

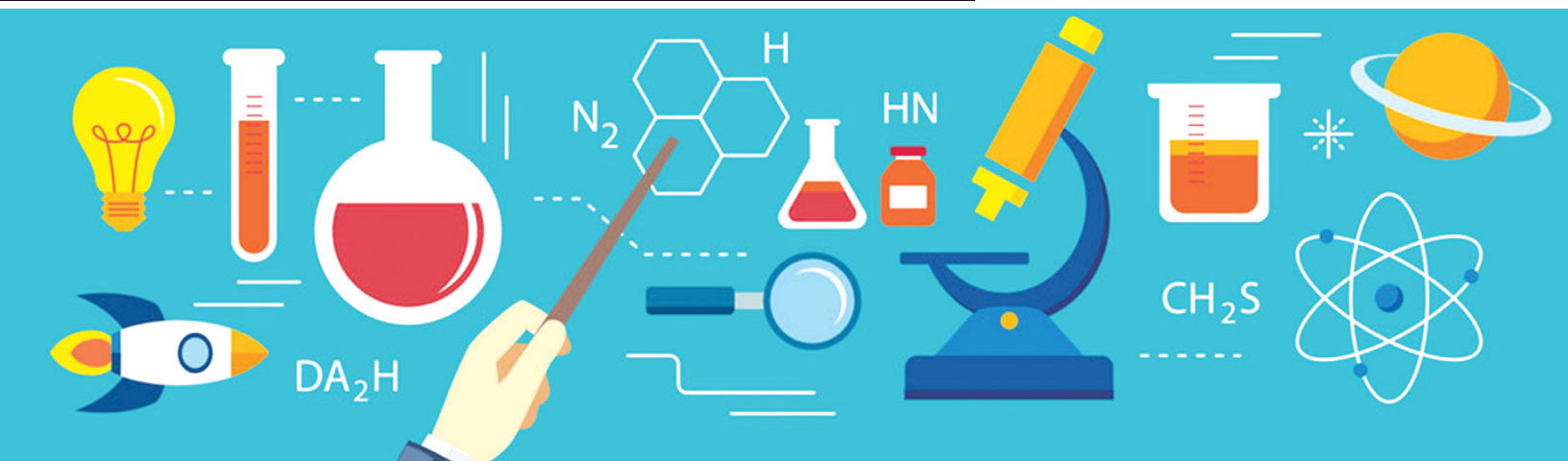
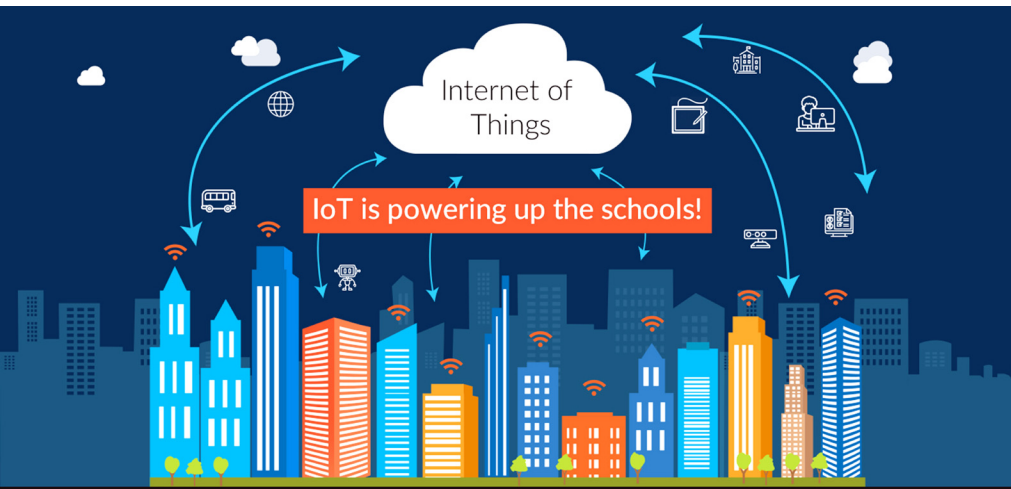


PREPARED SLIDES FOR MICROSCOPE

S.No.	Particulars
VBI 053	SLIDE PREPARED FOR MICROSCOPE 1- Plant Tissue:- Parenchyma, Collenchyma, Sclerenchyma, Xylem, Phloem, Dicot & Monocot Stem/ Root/Leaf, Fern, Agaricus, Onion Root tip, Plant Cell, Onion Peel, Chlamydomonas, Chlorella, Diatom, Spirogyra, Volvox, Nostoc, Yeast, Lichen, Oscillatoria, Rhizopus, Riccia, Marchantia, Stomata, Pinus Cone Male & Female, Yeast.
	2- Animal Tissue:- Animal Cell, Squamous Epithelium, Cubodial Epithelium, Columnar Epithelium, Nerve Cell, Muscle: Cardiac, Striated, Unstrained, Smooth. Mammal Kidney/ Heart/ Ovary/ Testis/ Skin/ Bone/ Artery/ Vein/Liver/ Spinal Cord/ Spleen/ Stomach/ Pancrease/ Blood/ Hyaline Cartilage/Elastic Cartilage. Aacaris Male & Female, Bacteria, Paramecium, Non-Medullated & Medullated Nerve, Areolar Tissue, Adipose Tissue, Mosquito W.M.
VBI 053	SLIDE PREPARED FOR MICROSCOPE 3- Slide Amoeba, Ringworm, Blastula, Entamoeba 4- Slide Hydra, Yeast Budding, Human Blood R.B.C./ W.B.C. 5- Slide Mitosis, Set of 5 slides 6- Slide Meiosis, Set of 12 slides 7- Binary Fission Amoeba (Original)

S.No.	Particulars
	8- Slides (Set of 50) Zoology, Imported 9- Slides (Set of 25) Botany, IMPORTED 10- Slides (Set of 100) Human Histology, Imported
VBI 054	SLIDE BOX (Wooden) 1- 25 Slides 2- 50 Slides 3- 100 Slides
VBIN40	SLIDE CABINET(Wooden) 1- 1000 Slides 2- 2000 Slides 3- 5000 Slides 4- 10000 Slides 5- 20000 Slides
VBI 444	SPECIMEN EMBEDDED IN ACRYLIC SLAB

SPECIMENS IN PLASTIC JAR

Sr. No.	Particulars
VBI 055/A	ZOOLOGY SPECIMENS Sponge, Starfish, Sea Urchin, Slug, Pila, Unio, Sepia Cuttle Fish, Loligo, Jelly Fish, Cypris, Housefly, Butterfly, Beetle, Cockroach, Spider, Termite, Mosquito, Bed Bug, Wasp, Locust, Grasshopper, Dragon Fly, Sea Anemone, Lever Fluke, Ascaris, Earthworm, Leech, Prawn, Labeo Rohita, Coral, Nereis.
VBI 055/B	BOTANY SPECIMENS Mushroom, Selaginally, Marselia, Riccia, Opuntia, Cuscuta, Acacia Arabia, Vallisnaria, Hydrilla, Eichornia, Cycas Male Cone, Cycas Female Cone, Sunflower, Bryophyllum, Root Nodule, Asparagus, Drosera, Rhizopus, Lichen, Marchantia, Fern, Pinus Cone, Red Root of Suger Cane, White Root of Crucifera, Late Blight of Potato, Blast of Rice
VBI 056	LIFE HISTORY OF SPECIMEN IN PLASTIC JAR L.H. Butter Fly, House Fly, Honey Bee, Mosquito, Cockroach NOTE: All BIOLOGICAL products will be strictly supplied subject to availability and wildlife restrictions.
VBI 100	CUVETTES 1- Quartz UV Grade, 3.5ml 2- Optical Glass, 3ml
VBI 110	ARC AUXANOMETER (Small)
VBI 120	HELIOTROPIC CHAMBER (Dark Box)
VBI 130	LOVIBOND COMPARATOR (U.K. Imported)
VBI 135	PH COMPARATOR DISC (Universal)
VBI 449	SPECIMEN COLLECTION SET (PLASTOMOUNT)
VBI 150	DISARTICULATED SKELETON (Fibre Glass) 1- Indian 2- Imported
VBI 160	HUMAN JOINTS (Model) Any One Joint Name of Joints:- Shoulder, Hip, Knee, Elbow, Foot & Hand Joint 1- Indian (Superior) 2- Imported
VBI 170	CHLOROSCOPE
VBIN 04	CLASS WORK MATERAIL (Common Zoology & Botany) Example Dicot/ Monocot Root, Stem & Leaf. Preserved Suitability & Sufficient for Class of 30 Students



**PRODUCT
CATALOG**
Make Your Education Easy

CONTACT :

Reg. Office: C-24 Guru Nanak Pura, Laxmi Nagar, Delhi-110092 (INDIA)

Phone: +91-8920978276, +91-8447671646, +91-9560234684

Email: vagminetek@gmail.com, info@vagminetechnologies.in

Website: www.vagminetechnologies.in



VAGMINE TECHNOLOGIES

(An ISO 9001:2015 Certified Company)